




MESSER GRIESHEIM EUROLAS 1502




Messer Griesheim Eurolas 1502
CNC Laser Triagon 3000W
Capacity 1500x 3000mm
Year 1997
Pristine Condition.

AMADA LC 2415 LXII



Amada LC 2415 LXII,
2500mm x 1500mm,
Fanuc CNC control,
2kW.

**RICHARDS HORIZONTAL BORER
MODEL PR TYPE**



60" x 60" table,
underpower,
36" facing head, DRO plus
screw cutting,
outer steady
and tooling.

CINCINNATI ROLL GRINDER 28" X 168"




Crowning arrangement and two steadies. Year 1960 – Last modernisation with modern electrics was in 1996. Grinding dia – 710mm. Grinding length – 4250mm. Distance b.c. 177" (4.5m). Swing dia. –725mm, Min. Workpiece diameter – 12.5mm, Workpiece weight – 6 ton, Grinding wheel size – 760 x 76 x 305mm, Spindle speeds (inf. vari.) – 0-1250U/min, Spindle drive – 15 kW, Workpiece turning speeds – 15- 54U/min, Weight ca. 36ton, Dimensions ca. – 13.8 x 4.5 x2m, Voltage –380V, Total power requirement – 28kW.

**TAKAHASHI TNC-LM2
MICRO STAR**




Fanuc CNC OT control, 8" Chuck,
Full C axis, 62mm Spindle Bore,
Lots of Live Tooling,
Immaculate condition, Year 2000.

**WEBSTER & BENNETT
36" VERTICAL BORER**



Elevating Rail,
DRO.

LUMSDEN 93ML



Lumsden 93ML, 60" magnetic chuck,
1990. Excellent Condition.

TOS W100



Tos Varnsdorf 1974,
Rotary Table :
1200 x 1200mm,
Spindle : 100mm,
R.P.M. : 9 to 1120,
Vertical Travel : 1200mm,
Cross Travel : 1600mm,
Longitudinal Travel :
1600mm,
Facing Chuck : 600mm.

BUTLER 21" SLOTTER



2feet razor block.

CINCINNATI HTC 150 LATHE



Fanuc 21ITB control,
complete with
multifeed barfeed, collett
head and 3 jaw chuck.
15.25" swing
8" max turning dia.
2" Max bar capacity,
2.42" spindle bore,
year 2005.

JAMESON CNC MILL/DRILL



Table 2235mm x 1625mm, Height under
bridge 1000mm, Fagor 8050 CNC
control, fully retrofitted 5 years ago.

**KEARNS
HORIZONTAL BORER**



Table 36" x 36",
3" spindle with DRO.

POREBA TPK 90



900mm swing x 5000mm, fully rebuilt with warranty.

COLCHESTER TRIUMPH 2000



gap bed, 50" between centres,
3 & 4 jaw chuck, face plate,
collett chuck and full set of collets.

ELLIOTT CONCORDE



Elliott Concorde centre lathe,
60" between centres.

BRIDGEPORT VMC 1000



Year 1997,
Heidenhain TNC370 control.

**GATE G330E
CENTRE LATHE**



Swing over bed 300mm, Swing over
cross slide 195mm, Distance between
centre 1000mm, Year 2005.

**RHODES 40TON
FAST BLANKING PRESS**



**ASQUITH OD1 MK11
RADIAL ARM DRILL**



Model 14/54, Drilling capacity 75mm,
Arm capacity 1371mm,
Year 1981, Equipment: DRO on Quill,
coolant, box table.

HURCO TM8



Year 2011.

HURCO TM8



Year 2007,
with Hydrafeed barfeed.

**CHIRON FZ18L
VERTICAL MACHINING CENTRE**



2002, Siemens 840D CNC control,
Table full rotary table 90 degrees both ways.
Split loading facility.
Clamping area 1650mm x 400mm.

PARKSON M1200



Horizontal milling machine
with DRO.

DANOBAT RT800



Table size 800mm x 450mm.
Longitudinal traverse 900mm.

NORDA 906SM



CNC sheet stacker/loader/unloader.

**NORTON 40TON
HYDRAULIC PRESS**



HEALD INTERNAL GRINDER



Model 273A, 2 Axis with DRO,
serial no: G2580.

**ELECTRO ARK
MODEL ZDBQT**



Year 2004, Excellent condition,
underpower.

HURCO TM6



Year 5.

CHIRON HIGH SPEED FZ18L



CNC Machining Centre.

KEARNS HORIZONTAL BORER



30" x 30" table.